



Amazon Kindle Devices

To read eBooks from
Kentucky Libraries Unbound

Supported Devices:

- All Kindle Models*
- The Kindle App

**Note that Kindle Fire users can use the Overdrive App to access both eBooks and eAudiobooks*

Help & Troubleshooting for specific devices can be found at: help.overdrive.com

What you will need to get started:

- BCPL Library Card
- Amazon Login information for the account linked with your Kindle
- Computer/tablet with internet access


Getting eBooks:

1. Go to <https://www.bcpl.org/digital/> and choose Kentucky Libraries Unbound or Go directly to <https://kyunbound.overdrive.com/>
2. Log into Kentucky Libraries Unbound for access to the complete collection
 - A. Tap the **Sign in** button in the “My Account” Menu
 - B. Select **Boone County Public Library** from the list
 - C. Enter your library card number (no spaces)
 - D. Tap “Sign in”
3. Find a Book by using:
 - A. Scroll through the curated collections on the homepage including the “Just Added” collection that has the most recently purchased titles in KLU
 - B. Use the Search to look for a specific title, author, or subject. Once in search, you can tap **Advanced search** to limit your results by format, audience, availability, and more
 - C. Select the “**Kindle Books**” tab to only see titles available in Kindle Format

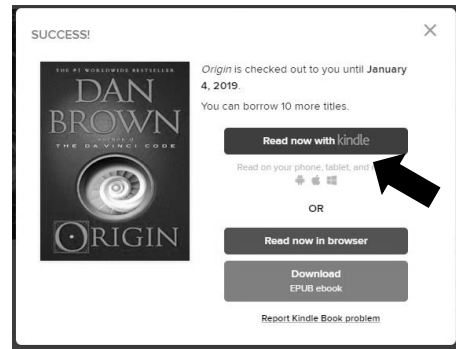
4. Borrowing your book and sending it to your Kindle:

- A. Click **Borrow** on the title that you want

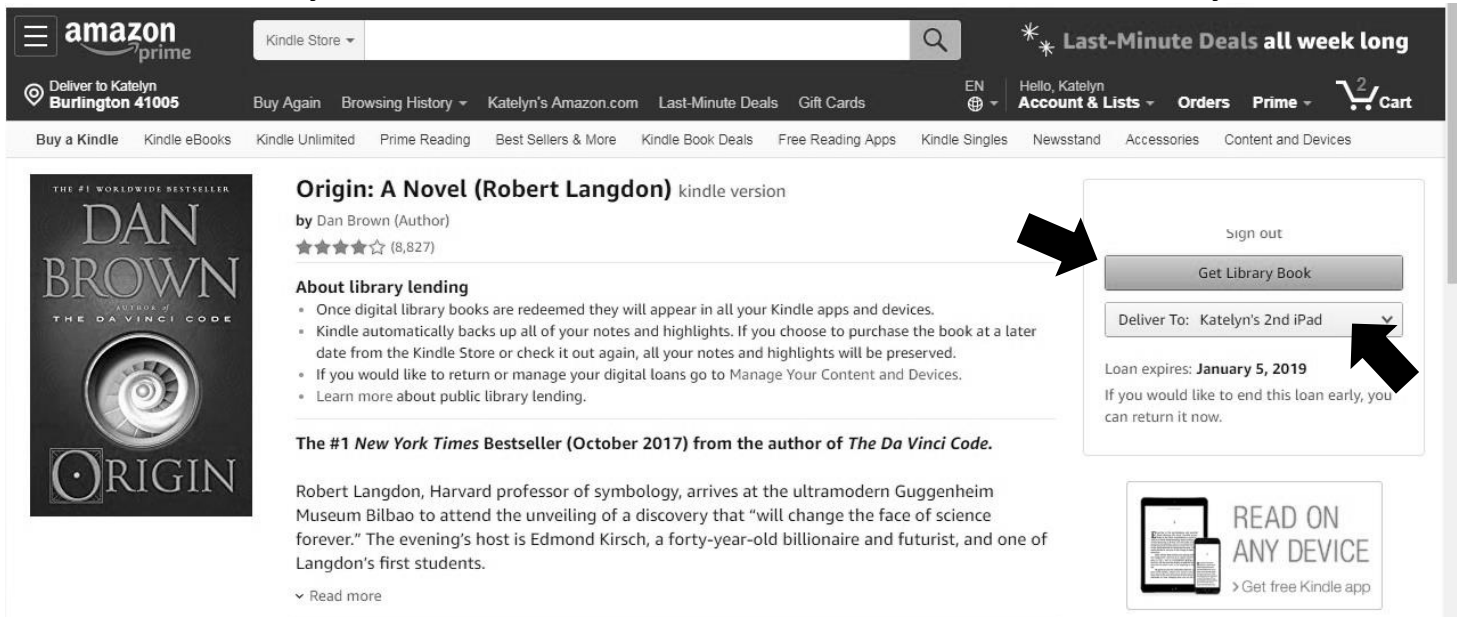
B. On the Borrowing Pop Up, choose how long you want to have the item from the dropdown menu and Click the **Borrow Button**



C. Click on the “Read now with Kindle” Button



D. Log into your amazon account on the Landing page, choose what kindle device you want to read the book with, and then click “Get Library Book”



E. With your Kindle connected to Wifi, Sync it to download the book from the cloud then read it just like you would a Kindle book you purchased