




# TAKE-HOME FUN!

Early Literacy Tips, Activities & More



## tales' tip

When exploring **WRITING** by making marks, scribbling, drawing pictures, and telling stories, children are practicing reading skills. Allowing children to practice will later inspire them to write letters on purpose.

(adapted from Colorado Libraries for Early Literacy)

## activity

Pour sand, flour, shaving cream, or a similar material on a plate and let your kids practice writing some letters. This will build their fine motor skills and letter awareness!

## digital fun

### Elmo's Rainbow and Bubbles

<https://youtu.be/H1Grdy-o1x8?si=PoqpVXsDciFC6FMG>

Explore colors and shapes through things kids love: rainbows and bubbles!

## READ

[Circle Under Berry](#)  
by Carter Higgins

[The Hidden Rainbow](#)  
by Christie Matheson

[Photo Ark 1-2-3](#)  
by Joel Sartore & Debbie Levy

[One Little Monster](#)  
by Mark Gonyea

[From 1 to 10](#)  
by Mies van Hout

## PLAY

Hopscotch is a great way for kids to become familiar with numbers and the order that they are in. Adding movement to their learning helps them focus and make connections.

## TALK

Rhyming games can be a fun way to help your children hear the smaller sounds in words, which will help them later to sound out words as readers. Try asking the question "Does cat rhyme with bat?" or "What rhymes with cat?"

## SING

**If You Like the Color...**  
(tune: If You're Happy & You Know It)

If you like the color **RED**,  
nod your head!

If you like the color red,  
nod your head!

If you know this to be true,  
and you really, really do...  
If you like the color red,  
nod your head!

...the color **BLUE**, touch your shoes

...the color **YELLOW**, wave hello

## WRITE

Scribbling is one way that kids prepare for writing. They are learning how to hold a writing tool, move their hand, and make the shape of letters. Use a marker to trace different letters or shapes you see in the scribbles.