




# TAKE-HOME FUN!

Early Literacy Tips, Activities & More



## tales' tip

One way children learn about letters is through **WRITING**. When children write, they begin to recognize that letters are different from one another and that they represent sounds. You can start by teaching your child how to write their name or the city that they live in.

(Storytimes for Everyone! book)

## activity

Create a scavenger hunt for your city! Make a list of things to look for, like a building with a mural, a construction site, your reflection in a store window, and a statue!

Then, go explore your city and complete the scavenger hunt! How many new things can you find?

## READ

[Tap Tap Boom Boom](#)

by Elizabeth Bluemle

[Out the Door](#) by Christy Hale

[City Shapes](#) by Diana Murray

[Tiny Kitty. Big City](#) by Tim Miller

## PLAY

Use boxes, furniture, toys, etc. to build your own miniature city at home! Then, take your family on a tour of your city; show them the shops, offices, statues, and more that you've created. This pretend play can help kids better understand the world around them.

## SING

**Taxi Cab**

(in the style of *Pat-a-Cake*)

Taxi cab, taxi cab,  
driving day and night.  
(pat and clap)

We'll visit the city  
and see all the sights!

We'll roll... (roll arms)  
And we'll STOP! (two hands up)  
(repeat a couple of times,  
varying how long you "roll")

We'll get out  
and look around,  
(return to pat and clap)  
We'll hail another cab  
and be homeward bound –  
TAXI! (lift arm)

## digital fun

[KCKPL's Stories on the Bus: Matt de la Peña reads Last Stop on Market Street](#)

<https://www.youtube.com/watch?v=n4irkUDbaIA>

Read along with the author and watch the story come to life!

## TALK

Let's say someone is coming to your city for a visit. Talk about the places you would tell them they **MUST** go while they're visiting! Discuss your favorite parks, restaurants, museums, libraries, etc., and why you like those places.

## WRITE

Send a card to someone in your family or to a friend. With a grown-up's help, write their address, including the name of their city, on the envelope to send in the mail. Don't forget to sign your name!