




# TAKE-HOME FUN!

Early Literacy Tips, Activities & More



## tales' tip

Showing children letters based on subjects they like follows the child's interest. They are more likely to remember the letter than if you drill them, so **READ** stories with your child that are interesting to them!

-Early Literacy Storytimes @ Your Library book

## activity

Create a surprise box with things around the house that begin with a specific letter. Then, have your child decide which letter the box represents. See if they can find anything that starts with your letter that you missed!

## digital fun

[Alphabet BINGO - ABCya!](https://www.abcya.com/games/alphabet-bingo)

<https://www.abcya.com/games/alphabet-bingo>

## READ

[Momo and Snap are NOT Friends!](#)  
by Airlie Anderson

[Hungry Bunny](#) by Claudia Rueda

[Apple](#) by Nikki McClure

[A is for Axolotl: An Unusual Animal ABC](#) by Catherine Macorol

[Dance is for Everyone](#)  
by Andrea Zull

## PLAY

Take turns naming animals that start with a certain letter. Then, practice making that animal's sound. Making animal sounds builds children's knowledge of the world around them!

## TALK

Play the alphabet game with your child. Take turns coming up with one thing that starts with each letter of the alphabet. Don't worry about having to remember each item listed, though!

## SING

### Alligator, Alligator

Alligator, alligator, turn around,  
Alligator, alligator, touch the ground.  
Alligator, alligator, dance on your toes,  
Alligator, alligator, touch your nose.

Alligator, alligator, jump up now,  
Alligator, alligator, take a bow.  
Alligator, alligator, stomp your feet,  
Alligator, alligator, take a seat!

### Falling Apples

(Tune of "London Bridge is Falling Down")

See the apples falling down,  
(use arm motions; raise hands in air)  
Falling down, falling down.  
See the apples falling down,  
Down to the ground.

Pick the apples and throw them up,  
Throw them up, throw them up.  
Pick the apples and throw them up,  
Up to the sky.

## WRITE

Practice making letters out of Play-Doh with your child. Using their fingers to mold the dough will strengthen the muscles that your child will need to start writing!