
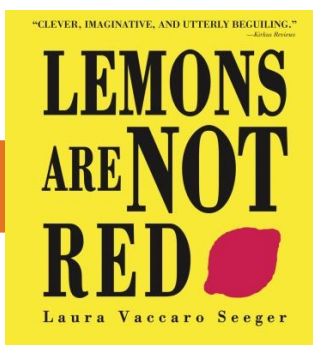



TAKE-HOME FUN!

Early Literacy Tips, Activities & More



tales' tip

Play matching and sorting games! As children notice what is alike or different, they will be prepared to understand the distinctions between letters.

[Lake County Public Library](https://www.lakecountypubliclibrary.org/)

activity

Go to the grocery store and see if you can find a different fruit or vegetable for every color of the rainbow!

Help your child by suggesting new colors for them to find in the produce section. You could even write down a list of colors, and check them off as you find them!

digital fun

Check out this fun color sorting game!

<https://sheppardsoftware.com/preschool/colors/game/>

READ

[Color Dance](#)

By Ann Jonas

[Gray](#)

By Laura Dockrill

[Sign Language & Colors](#)

By Bela Davis

PLAY

Play I Spy with your child! Take turns choosing things of different colors that are within sight. While it may seem like a simple game, it's a great way to help children learn their colors.

TALK

Talk to your child about their favorite color. Ask them why it's their favorite, and see if they can name some things that are that color. Make sure to share your own favorite color, too!

SING

Rainbow Colors

(tune: *Twinkle, Twinkle, Little Star*)

Rainbow colors way up high,
Happy colors in the sky.
Red and pink and green and blue,
Yellow, orange, and purple, too.
Rainbow colors way up high,
Happy colors in the sky.

I See Colors

(tune: *Frère Jacques*)

I see blue, I see blue,
All around, all around.
Quickly, can you find it?
Quickly, can you find it?
Blue, blue, blue.
Blue, blue, blue.

The Color I See

Red, Red is the color I see.
If you're wearing Red,
Then show it to me.
Stand up, take a bow, turn around.
Show me your Red,
Then sit back on the ground.

WRITE

Offer your child a basket stocked with pens, pencils, markers, paper, envelopes, and book-making materials. Let them explore different colors though different materials.