




TAKE-HOME FUN!

Early Literacy Tips, Activities & More



tales' tip

SINGing slows down language. Because children can hear the sounds of the words more easily when you are singing, you are helping them develop the ability to hear and play with smaller sounds, which will help them when they are sounding out words.

(Storytimes for Everyone! book)

activity

Play "Follow the Leader" to teach your child about speed and different movements.

Movements could be jump, skip, walk backwards, walk forwards, run fast, tip-toe slowly, and so on. Play inside or outside and take turns being the leader. This activity develops gross motor skills and helps teach your child how to follow directions.

digital fun

[Sesame Street: Fast and Slow Competition with Cookie Monster and Telly](https://www.youtube.com/watch/6TNmi7QBaoY)

<https://www.youtube.com/watch/6TNmi7QBaoY>

READ

[Clip-Clop](#) by Nicola Smee

[Hurry Up!](#) by Kate Dopirak

[Hurry Up and Slow Down](#)
by Layn Marlow

[Number One Sam](#)
by Greg Pizzoli

[The Sloth Who Slowed Us Down](#) by Margaret Wild

PLAY

Have a race! Use tape, string, or sticks to create Start and Finish lines. Add obstacles to go over, through, or around to make it more fun and challenging. Celebrate when your child crosses the finish line!

TALK

While you are driving, narrate what you are doing (stopping at the stop sign, turning onto Reading Street, etc.). Ask your child about what they see. You can make it a game and look for letters on signs and license plates.

SING

Green Says Go

(Tune: Frère Jacques)

Green says, "Go!" (march quickly)

Green says, "Go!"

Go! Go! Go!

Go! Go! Go!

Yellow says, "Slow!" (march slowly)

Yellow says, "Slow!"

Slow... Slow... Slow.

Slow... Slow... Slow.

Red says, "Stop!" (stop suddenly)

Red says, "Stop!"

Stop! Stop! Stop!

Stop! Stop! Stop!

Go! Go! Go! (march quickly)

Slow... Slow... Slow. (march slowly)

And now Stop! (stop)

WRITE

Draw to the beat of music!

Encourage your child to scribble, draw shapes, or create pictures as they listen to different kinds of music. They can explore speed and emotion through the rhythm of the music while developing their fine motor skills to prepare them for writing.