
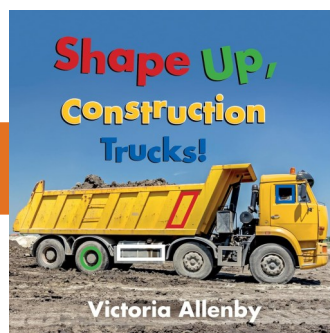



TAKE-HOME FUN!

Early Literacy Tips, Activities & More



tales' tip

Help your children see shapes all around them. Circles and triangles are often parts of letters. Being able to see shapes will help children learn to **WRITE**.

Early Literacy Storytimes at Your Library tips

activity

Keep your eyes peeled for construction sites in the neighborhood. Point out different construction equipment and talk about the different jobs. If you need to make a repair at home, think about how your child could watch or be included.

digital fun

[What Can You Become? | Builders](#)
PBS KIDS

Explore the construction profession!

<https://www.youtube.com/watch/40iYSo6qGLQ>

READ

[Old MacDonald Had a Truck](#)
by Steve Goetz

[GO! GO! GO! STOP!](#)
by Charise Mericle Harper

[Whose Tools?](#)
by Toni Buzzeo

[Bigger! Bigger!](#)
by Leslie Patricelli

PLAY

Come up with building challenges for your family! You can use traditional building toys like blocks to build a city, or build a blanket fort. Search STEM challenges and get creative with building materials you may have lying around like paper rolls, straws, rubber bands, and disposable cups.

TALK

There are lots of special construction-related words to learn. Talk about the different tools and construction vehicles; use action words to describe construction play like "twist", "scoop", and "hammer".

SING

Dump Truck

(You can say this rhyme with your child on your lap.)

Dump truck, dump truck,
Bumping down the road.
(bounce)

Spilling gravel as we travel
With our heavy load.
(sway side to side)

Dump truck, dump truck,
Bumping down the road.
(bounce)

Dump truck, dump truck,
Time to UNLOAD!
(spill your child off your lap)

WRITE

Point out the shapes of items all the time! Talk about shapes when building with blocks or looking at buildings in your neighborhood. Trace the outline of shapes in books or on toys. Tracing shapes or letters gets your child's fingers ready to write!